



**Euroleague**  
Basketball


**Analyzing factors influencing event success outcomes**

---

# OVERVIEW AND EXECUTIVE FRAMING

---

# EXECUTIVE SUMMARY AND PURPOSE OF THE SPI



- SPI Overview
  - The SPI aggregates season-long and playoff data into a single 0-100 score reflecting team strength.
- Team Evaluations
  - Olympiacos leads with strong momentum; Valencia excels away; Real Madrid relies on home advantage; Fenerbahçe shows mixed signals.
- Purpose of SPI
  - Designed to clarify team profiles and support analysis in neutral-site, single-elimination tournaments.
- Key SPI Factors
  - Emphasizes travel robustness, game-winning ability, playoff translation, and late-stage composure.

---

# SPI RESULTS AND METHODOLOGY



# SUCCESS PROJECTION INDEX (SPI) SCOREBOARD

## **SPI Score Overview**

The SPI scores rank four Final Four teams from 0 to 100 based on projected success in neutral settings.

## **Integrative Scoring Approach**

SPI combines efficiency, consistency, and context rather than relying solely on win-loss records or reputation.

## **Interpretation and Usage**

The scoreboard serves as a decision-support tool, highlighting team profiles over single-game outcomes.

## **Team Rankings Insight**

Olympiacos leads clearly, with Valencia and Real Madrid closely clustered, and Fenerbahçe trailing but competitive.

---

# SPI METHODOLOGY AND WEIGHTING LOGIC

## Core Strength Metrics

CoreStrength accounts for win percentage and point differential, reflecting team dominance and baseline quality.

## Recent Form and Momentum

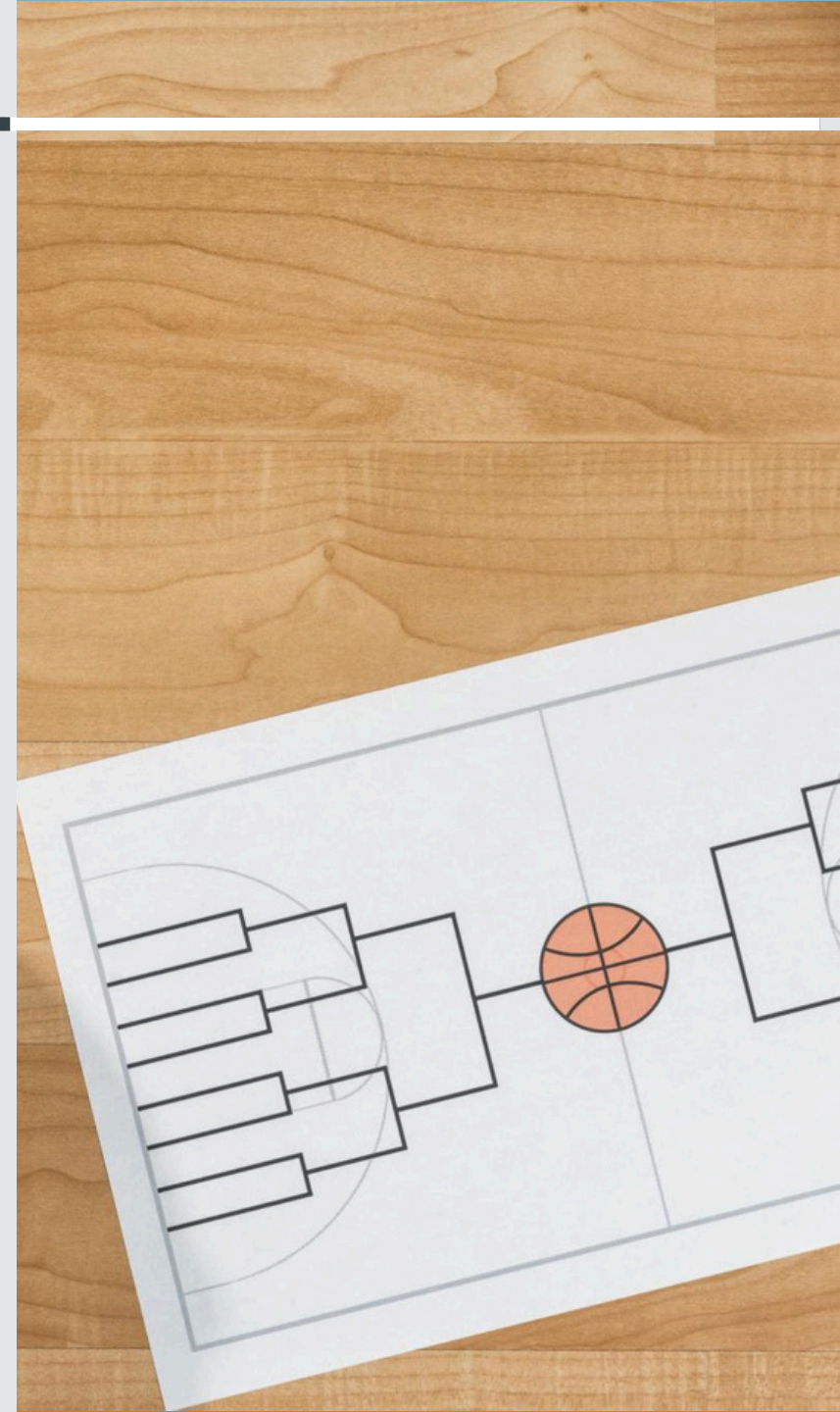
RecentFormevaluateslast-10-game performance to capture momentum, health, and late-season adjustments.

## Neutral-Site Performance


Neutral-Site Robustness measures away win percentage and performance consistency outside home settings.

## Matchup and Playoff Factors

Performanceversusrivalsandplayoff translation reflect head-to-head results and series efficiency in tournaments.



# KEY PERFORMANCE INPUTS



---

# REGULAR SEASON SIGNALS

Team	W-L	Point Diff	Home	Away	L10
Olympiacos	26-12	+262	16-3	10-9	8-2
Valencia	25-13	+175	16-3	9-10	7-3
Real Madrid	24-14	+186	18-1	6-13	7-3
Fenerbahçe	24-14	+53	14-5	10-9	3-7

# PLAYOFFS, MATCHUPS, AND COMPONENTS




---

# PLAYOFF TRANSLATION (QUARTERFINALS)


Team	Series Result	Home/Away Breakdown
Olympiacos	3–0 vs Monaco	2–0 home, 1–0 away 1–
Valencia	3–2 vs Panathinaikos	2 home, 2–0 away 2–0
Real Madrid	3–1 vs Hapoel	home, 1–1 away 2–0
Fenerbahçe	3–1 vs Zalgiris	home, 1–1 away

# TEAM-LEVEL SYNTHESIS AND CONTEXT



---

# NEUTRAL-SITE IMPLICATIONS AND FINAL PERSPECTIVE



- Impact of Neutral Venue
  - Neutral sites eliminate home-court advantage, emphasizing travel resilience, emotional control, and adaptability.
- Team Strengths and Challenges
  - Teams show varied strengths like experience, pace, and resilience that influence their chances at neutral sites.
- Importance of Execution
  - Coaching decisions and late-game execution often outweigh season-long schematic advantages in elimination games.
- Framework for Analysis
  - The SPI framework clarifies uncertainty and grounds predictions in data, context, and basketball realities.


# Success Projection Index (SPI)

81 **Olympiacos**



Strongest overall profile. Best record, highest point differential, and a dominant 3–0 quarterfinal sweep.

61 **Valencia**




Road-tested resilience. Won twice away in a tight 3–2 quarterfinal series against Panathinaikos.

49 **Real Madrid**



Championship pedigree but stark home–away splits. Relies heavily on defensive intensity and experience.

28 **Fenerbahçe**



Narrowest path to victory. Modest point differential and recent volatility limit ceiling despite pedigree.

# Predicted Winner

---



Strongest overall profile. Best record, highest point differential, and a dominant 3–0 quarterfinal sweep.